

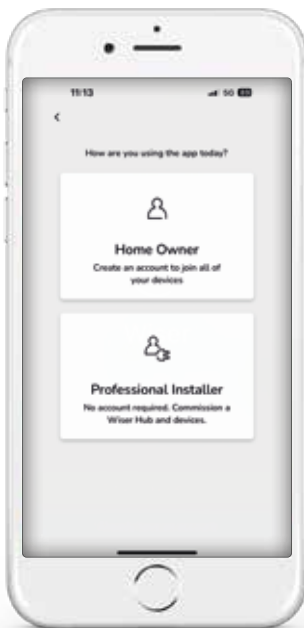
Wiser™

Introducing Wiser, the beautifully simple multi-zone heating system from Drayton.

Download and open the app by searching Wiser Home then follow the onscreen instructions to help guide you through this set up.



1. Create your account



- Select **Get started**
- Select **Home Owner** option
- Create your account by following the on-screen instructions
- Add your name, email address and create a password
- Verify your account from the email you receive
- Return to the app and add your home details

2. Connect your phone to the Wiser Hub^R



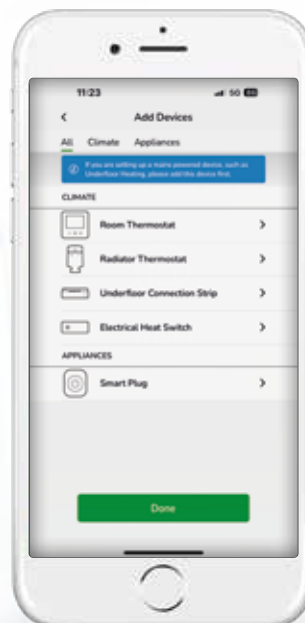
- Click **Next** when asked to add devices
- Select the **Hub^R** and press **Set up** on the Hub^R once
- Navigate to the Wi-Fi settings in your phone and select the network called **Wiser**
(You will see no network connection or network unstable, this is perfectly normal and expected)
- Return to the Wiser app and select **Continue**

3. Connect your Wiser Hub^R to your Wi-Fi



- Fuel type will have been set by the installer so press **Next** to continue
- To connect to your Home Wi-Fi press **Next**
- Select your home Wi-Fi and enter your password then you're connected

4. Finish



- The installer will have added all of the devices so just click the **Done** button to finish

You're now successfully connected to the internet and you can start to explore your Wiser system.

Schedules

Each room fitted with a Wiser device has its own independent schedule. If your daily routine is similar throughout the week, you can set the schedule for the whole day then use the copy function to replicate across days and rooms. Alternatively a different schedule can be defined for each day, for each room or group of rooms. Up to 8 events can be scheduled per day.

Follow schedule

Edit schedule

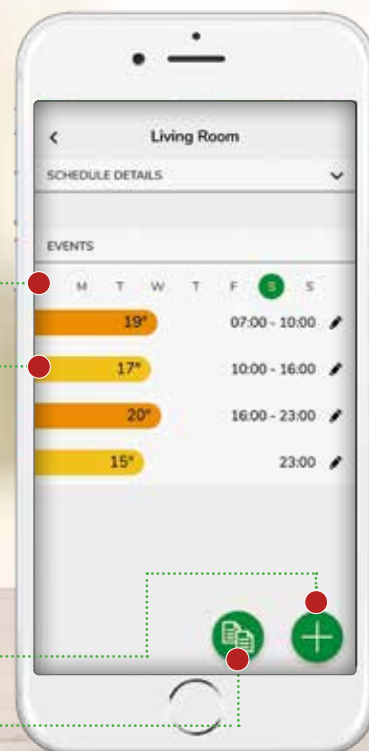
Room settings

Select the day

Tap here to edit this event. You define the start time only, the end time automatically populates based on the start of the next event.

Add a new event, define the start time and required temperature

Copy this day's schedule to any selected days and rooms



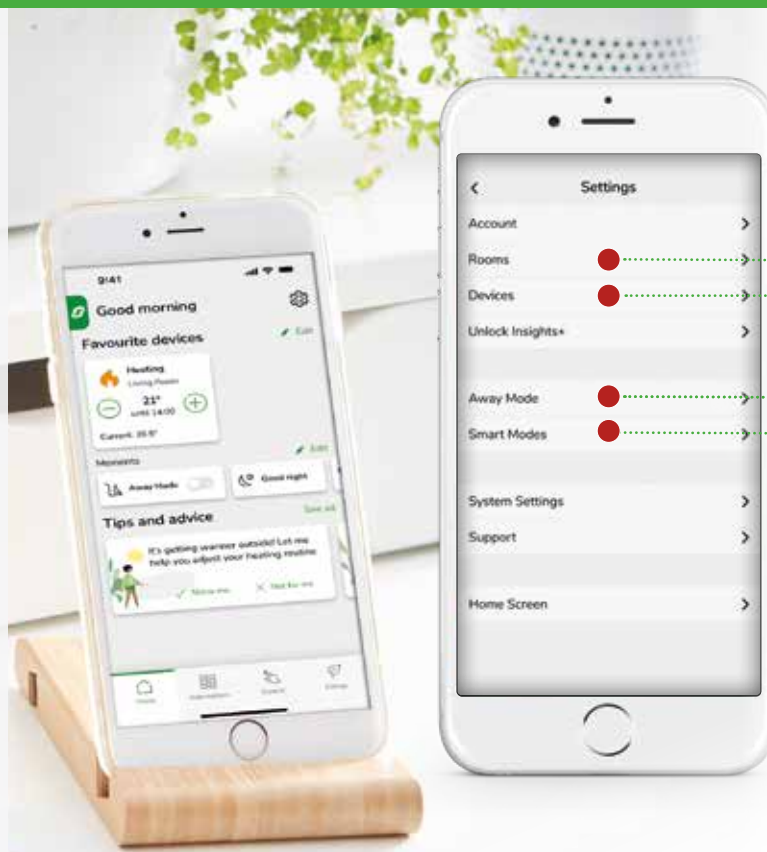
Feature Overview

Current room **temperature**

Boost enables you to temporarily increase the room temperature by 2°C. Choose between 30 mins, 1hr, 2hrs or 3hrs. Boost can be stopped at any time by tapping the boost icon again

Insights shows the detail about energy saving, system activity and Heat Report

Automation shows one-time actions, Boost all, Cancel all overrides plus access to schedules and Away Mode



Rooms & Devices to view room list and devices around the house

Away Mode enables reduced set points when you're away from home

Smart Modes activate your smart modes for optimum efficiency