

Wiser™

valve adapter guide

Wiser Radiator Thermostats have a direct connection to the boiler, enabling you to control the on/off times and temperatures of individual rooms via the app.

- The Wiser Radiator Thermostat is mounted on standard radiator valve bodies.
- This is achieved by simply unscrewing the existing TRV head and replacing with the Wiser head. Hand tightening is sufficient, no tools should be used.
- The Wiser Radiator Thermostat contains multiple sensors for accurate room temperature measurement.
- Temperature schedules are set on the Wiser app but you can boost the schedule (to increase or decrease temperature) by twisting the top.
- It is powered by 2 x AA batteries





Mounting the Wiser Radiator Thermostat

Life Is On

Drayton
by Schneider Electric

- The Wiser Radiator Thermostat is supplied with 2 valve adapters which cover 95% of TRVs used in the UK (see below)
- The most common thermostatic valves have a M30 x 1.5mm connection
- These include the current TRVs from brands such as Drayton, Honeywell, Pegler, Myson and Siemens
- The M30 valve adapter and chrome ring nut should be used

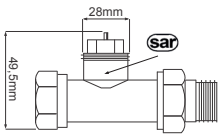


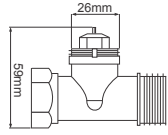

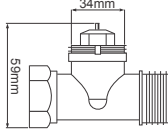

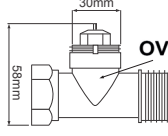

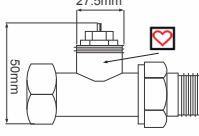


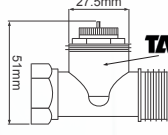

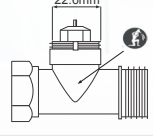


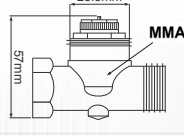

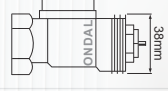

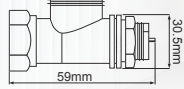



- Less often you may find a Danfoss RA valve. The Danfoss adapter included in the box should be used (see above)



Mounting the Radiator Thermostat on **alternative** valve body type

- For other valves, a different adapter will be needed.
- These are available from sources such as www.conrad-electronic.co.uk
- The thermostat/valve adapter is attached to the valve and the M30 adapter and chrome ring nut (provided in the box) are used to screw the Wiser Radiator Thermostat in place.

Valve type	Valve line drawing	Thermostat/Valve adapter	Code number	Identifying marks
Comap/ Westherm M28 x 1,5			700 100 007	
Danfoss RAVL			700 100 003	26mm collar with 4 grooves
Danfoss RAV			700 100 008	34mm collar with 4 grooves
Oventrop M30 x 1,0			700 100 002	OV
Herz M28 x 1,5			700 100 004	
TA M28 x 1,5			700 100 006	TA
Giacomini Ø 22,6mm			700 100 009	
Markaryd M28 x 1.5mm			700 100 010	MMA
Ondal			700 100 011	
Vaillant			700 100 001	

NB. please note that there are no valve adapters available for older Drayton TRV1, TRV2 and TRV3 valves